

Practical Information for visiting South Africa



Requirements for entering South Africa

- A valid passport
- A minimum of two consecutive blank pages in your passport for endorsements
- A valid visa ([click here to see which countries are currently exempt](#))
- Contact the South African Embassy in your country to confirm whether you require a visa
- Sufficient funds to pay for your day-to-day expenses during your stay
- A return flight ticket
- Yellow fever certificate (check with a Travel Clinic)
- Visas are not issued at South African ports of entry, and airline officials are obliged to insist on visas before allowing passengers to board. If you arrive without a visa, immigration officials are obliged to put you onto a flight back to your home country
- There is currently **no COVID** restrictions
- View link for updates closer to time of travel: www.capetown.travel/travelwise/covid-19/
- **South African culture**
South Africa is one of the most diverse countries in the world. The country boasts eleven official languages and eight other recognised languages. This results in a rich cultural heritage and vibrancy.
- **Weather and climate**
Cape Town has a temperate, Mediterranean climate with hot summers and mild winters. The geography of the Peninsula means we have several microclimates. Locals often joke that it's possible to experience all four seasons in one day.

The main winter period runs from May to August. Please pack warm clothes, sturdy and closed shoes, a winter/rain jacket, and an umbrella. South African buildings do not have central heating.
- **Water**
Tap water is potable (the water is safe to be used as drinking water). However, ensure that you take bottled water with you when travelling to remote, rural areas.
- **Currency:**
Rand (ZAR) € 1 = 19.20 ZAR
View the current exchange rate: www.xe.com/currencyconverter/convert/?Amount=1&From=ZAR&To=EUR

www.capetown.travel/plan-your-trip/forex/

Tipping 15% of total bill is customary
- **Mobile devices:**
You can purchase a local SIM card at baggage collection at the airport

The dialling code for South Africa is: +27

What is loadshedding?

- The term used for rolling blackouts and power cuts. Load-shedding happens when there's a huge demand on the national power grid, leading to the interruption of the electricity supply to the country. Loadshedding discontinues the power supply to certain areas, according to a schedule, to allow the power utility to get failed generation units back online. Loadshedding is implemented in stages and depends on the extent of the shortage of electricity generation.
- Interruption of electricity supply for 2 and a half hours (150 minutes) at a time (1 – 4 times per day) depending on the stage of loadshedding.
- ** Please note that Stellenbosch Business School, most companies, malls, and hotels have generators that allow for continued electricity supply during load shedding.
- Download the **EskomSePush App** from [Google Play](#) and the [Apple App Store](#) to view scheduled times in your area.

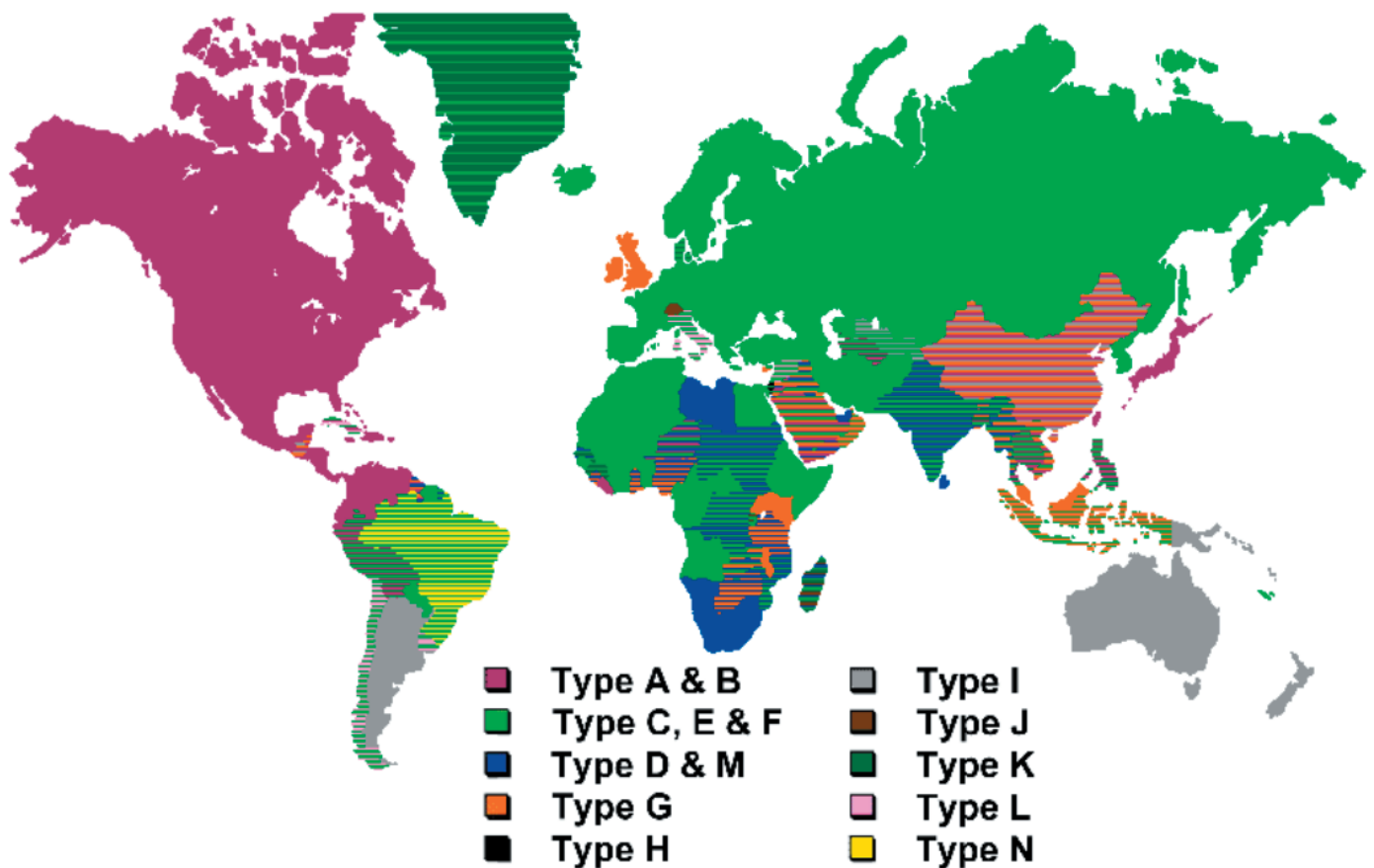
Tips to minimise the impact

- Keep some cash on you as most ATMs cannot operate without electricity.
- Ensure your electronic devices are always fully charged when power is available. This will allow you to be able to communicate with friends and family during loadshedding.
- Access link for more information: www.capetown.travel/travelwise/loadshedding/

Travel adapter and converter

- Electricity is supplied at 220 Volts AC50Hz
- 3 and 2 prong plugs are used. Power plug sockets are type D, M and N
- Visitors using their own appliances are advised to bring an international adaptor for SA

You can also check the map to see the use of different plugs and sockets in the world.



Getting around in Cape Town

- For airport transfers on arrival and departure, contact our preferred suppliers to make a booking:
- **African End Shuttles**
- Calvin : +27 82 873 5196 / calvin@tourassist.co.za
- Uber is available, reliable, and affordable. Download the Uber app on your mobile: You can purchase a ticket for the "Hop on, Hop off" bus for day tours in Cape Town.
- To enquire and book social excursions, contact our preferred suppliers
- For tour bookings, contact these preferred suppliers
- www.hotspots2c.co.za : Tel: +27 72 244 3197 - Benita
- <http://aaeauthenticafrikanexperience.co.za/> Tel: +27 83 536 7881 - Peter

South African slang words & expressions

- When you hurt yourself, you say: '**Eina**'
- When you are not sure what to answer, simply use: '**Ja nee**' (this means 'yes-no')
- When you want to express disbelief, you say: 'Eish'
- When you do not know something's name, you say: '**hmmm...you know that dinges**'
- When you hear about something sad or unbelievable, you say: '**Shame!**'
- When you want to state how nice something is, say: '**This is lekker!**' And anything can be called '**lekker**' (from Afrikaans 'tasty'), not only yummy tasting food, but a nice car, beautiful dress, funny story, chat with friends...
- **Braai** is Afrikaans for "grilled meat," and that is exactly what a braai is. A lot of grilled meat. "Having a braai" just means someone is having a social gathering that is very similar to a BBQ (just much better).
- [Find a long list of typical South African slang words here](#)

Things to explore and do in Cape Town

- [Pocket Friendly](#)
- [Neighbourhood series](#)
- [Kirstenbosch VR experience](#)
- [Table Mountain VR Experience](#)
- [Aquila Safari Experience](#)
- [See, hear, smell, taste, embrace, love Cape Town \(2017\)](#)
- [Cape Town: The Winter Song \(2019\)](#)
- Cape Peninsula Tour: <https://www.youtube.com/watch?v=xCVyPLnVzuQ>
- [Check if you have packed everything for your trip at our TRAVELER'S CHECKLIST](#)

Safety tips

- **All large cities have unsafe areas. Cape Town is no exception. Avoid these areas**
- Do not carry large sums of cash and valuables in plain sight. Never leave your belongings unattended
- Keep your important documents in a safe place and carry around photocopies of your passport and other crucial documents
- Always be aware of your surroundings and the people around you: avoid using earphones when in public.
- Avoid using public transport after dark
- Do not buy drugs in South Africa. Drugs are illegal
- Do not leave bags or items visible in your rental car when you park on parking areas at public places
- The Western Cape has an abundance of wildlife. If you explore Cape Town's surrounding areas, you are very likely to come face-to-face with wild animals, particularly baboons. Remember that all wild animals are dangerous. Baboons are not tame. Do not feed them, do not approach them and if you come across a troop of baboons on the road, keep your car windows closed. Baboons associate humans with food and might try and get into your car to steal your food.
- Do not hike, climb, or swim in the ocean alone
- If you go hiking or climbing, take a fully charged mobile with you and let someone know exactly where you are going and when you expect to be back. Cape Town's weather changes very quickly and many hikers have been stranded on the mountains due to bad weather conditions.


Contact numbers

In case of an emergency

- Dial 112 from your mobile. You will then reach a call centre and they will route you to an emergency service closest to you. When you dial this number, you will reach an automated menu.




DO NOT FIGHT BACK OR IN ANY WAY ANTAGONISE THE THIEF/ ATTACKER.



GET TO A SAFE PLACE, PREFERABLY WITH MANY PEOPLE AND LOTS OF LIGHT.



CONTACT THE RELEVANT AUTHORITIES AS SOON AS POSSIBLE.



PLEASE REPORT ALL INCIDENTS TO THE SOUTH AFRICAN POLICE SERVICE



Thank you
Enkosi
Dankie